

Logbook of the World





“Under the Hood”




George, K1IG

Logbook of the World (LoTW)





Search Help Search



Yaesu | LoTW® Principal Sponsor

About Logbook of The World

- About
- Key Terms and Concepts
- Getting Started
 - Flowchart
 - Submitting QSOs
 - State Diagram
 - Viewing Accepted QSOs
 - Correcting Submitted QSOs
 - Viewing Confirmed QSOs
 - Determining Why a QSO Isn't Yet Confirmed
 - Updating Confirmations
 - Viewing and Applying For Award Credit
 - DXCC NPOJA VUCC
 - WAS WAZ WPX
 - Maintenance
 - Backup and Recovery
 - Alerts From LoTW
 - Callsign Certificate Expiration
 - Renewing a Callsign Certificate
 - Replacing an Expired Callsign Certificate
 - Changing Your Primary Callsign
 - Setting Up TQSL on a New Computer
 - Managing Callsign Certificates
 - Managing Station Locations
 - TQSL
 - LoTW Account
 - Advanced Usage
 - Multiple Callsigns and Operating Locations
 - Multiple Computers
 - Club Callsigns
 - DX conditions
 - QSL Managers
 - Application Developers
 - Localizing TQSL
 - Reference
 - Mission and Objectives
 - Callsign Certificate Security
 - Privacy Policy
 - Required Documentation
 - Logging Applications
 - LoTW Files and Icons
 - TQSL Callsign Certificate Icons
 - TQSL Command Line Interface
 - Status
 - LoTW Queue Status
 - QSO and QSL Statistics
 - Getting Help

Getting Started with LoTW

Before you can submit QSOs to Logbook of the World (LoTW), you must install the free TQSL application on your computer. TQSL will enable you to obtain a [Callsign Certificate](#) that identifies you as the source of the QSOs you submit, and will also enable you to define a [Station Location](#) that specifies the geographical details of your operating location. A flowchart illustrating these steps is available [here](#).

The QSOs you've submitted will be confirmed when your QSO partners submit matching QSOs. Before you can submit these confirmations for DXCC, VUCC, WAS, WAZ or WPX award credit, you must [setup the linkage](#) between LoTW and the award families you're pursuing.

Getting Started with Submitting QSOs

Note: If your primary callsign was issued in the United States but the postal address registered with the Federal Communications Commission (FCC) is not current, update it via the [FCC ULS](#) website before proceeding.

Start by downloading and installing TQSL, and using it to request a Callsign Certificate for your [current](#) callsign.

- [Download and Install TQSL](#).
- [Request Your Initial Callsign Certificate and LoTW Account Password](#)

The next step depends on whether or not you're licensed in the United States.

If your primary callsign was issued in the United States, the ARRL will send a postcard to the postal address specified in your FCC license. The postcard will specify an 8-digit "postcard password"; using your web browser, navigate [here](#), and type in your "postcard password". In response, the ARRL will send you an email message containing your [LoTW Account Password](#), with your [Callsign Certificate](#) attached.

If your primary callsign was not issued in the United States, you have three options:

- Email a copy of your Amateur Radio operating authorization and a copy of one other government-issued document that shows your name and address (for example, a driver's license or a utility bill) to the ARRL at: LoTW-help@arrl.org. You may black out any sensitive information on the government-issued document, like a license number or account number. When the ARRL receives your documentation, it will send you an email message containing your LoTW Account Password, with your Callsign Certificate attached.
- Present your documents in **person** to an in-country ARRL DXCC Card Checker. The Card Checker will inspect your documents and, if accepted, inform ARRL's LoTW staff that the applicant's identity and license have been verified. The ARRL will then send you an email message containing your [LoTW Account Password](#), with your [Callsign Certificate](#) attached. Do not email your documents to the Card Checker.
- Not every DXCC entity has DXCC Card Checkers, and Card Checkers are not required to participate in this verification process. Thus you should contact an in-country Card Checker in advance to ask if they are willing to check your identity and license documents. A list of DXCC Card Checkers is [here](#).

3. Mail a copy of your Amateur Radio operating authorization and a copy of one other government-issued document that shows your name and address (for example, a driver's license or a utility bill) to the ARRL. You may black out any sensitive information on the government-issued document, like a license number or account number. When the ARRL receives your documentation, it will send you an email message containing your LoTW Account Password, with your Callsign Certificate attached.

Direct TQSL to accept the **Callsign Certificate** you received from the ARRL:

- [Accept Your Initial Callsign Certificate](#)

Next, define a **Station Location** that describes the location from which you operate using your current callsign. If you have operated from more than one location, start by defining a Station Location for your current location; you can [define additional Station Locations](#) later.

- [Define Your Initial Station Location](#)

Before using TQSL or your logging application to submit QSOs to LoTW, employ the username and password contained in the email you received from the ARRL to verify that you can [log in to your LoTW Account](#). Be sure to remember this username and password, as your LoTW Account enables you to confirm that the QSOs you submit to LoTW [have been accepted](#), determine which of your submitted QSOs [have been confirmed](#) via LoTW, and [submit confirmations for Award Credit](#).

- [Log in to your LoTW Account](#)

Now you can [submit QSOs to LoTW](#)!

Logbook of the World (LoTW)



-
- Used world-wide for QSLs (>200K users)
 - Integrity
 - Is it really a logbook?
 - The Three Databases
 - Somewhat connected and enable confirmations
 - Each database has inputs and outputs
 - Block diagrams
 - Understand LoTW to use it better

Eliminate the Frustrations!

THE FRUSTRATIONS



**LOADING QSOs
IS A PAIN**

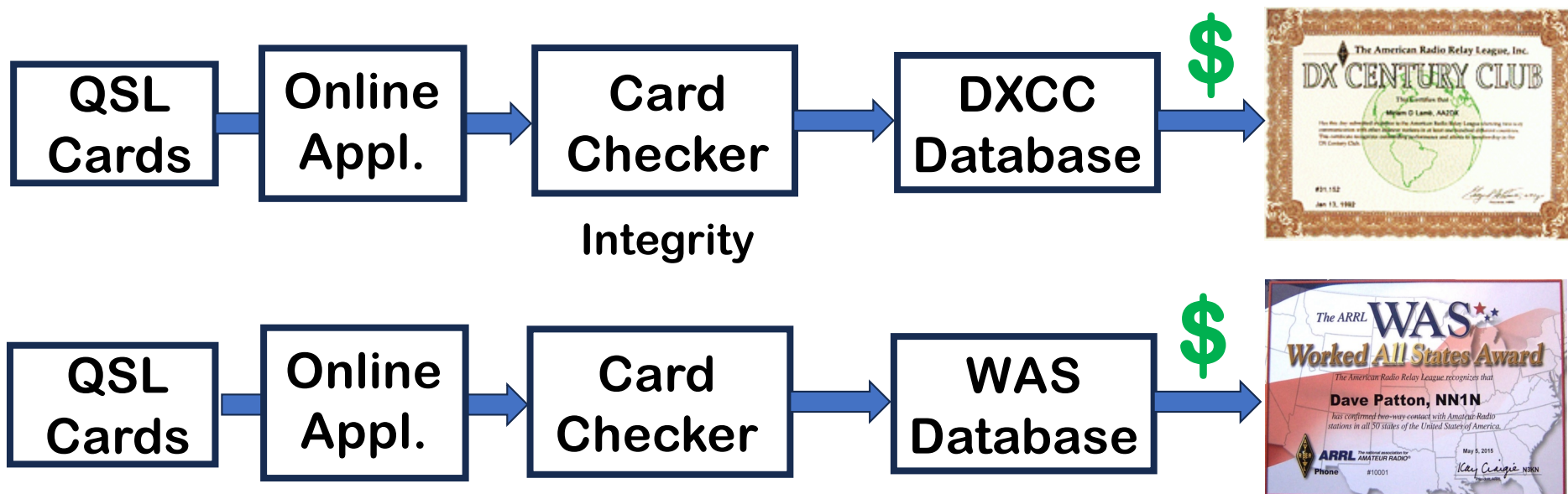
**IT'S TOO HARD
TO GET ACCESS**

**I'M NOT A DXER...
WHY BOTHER?**

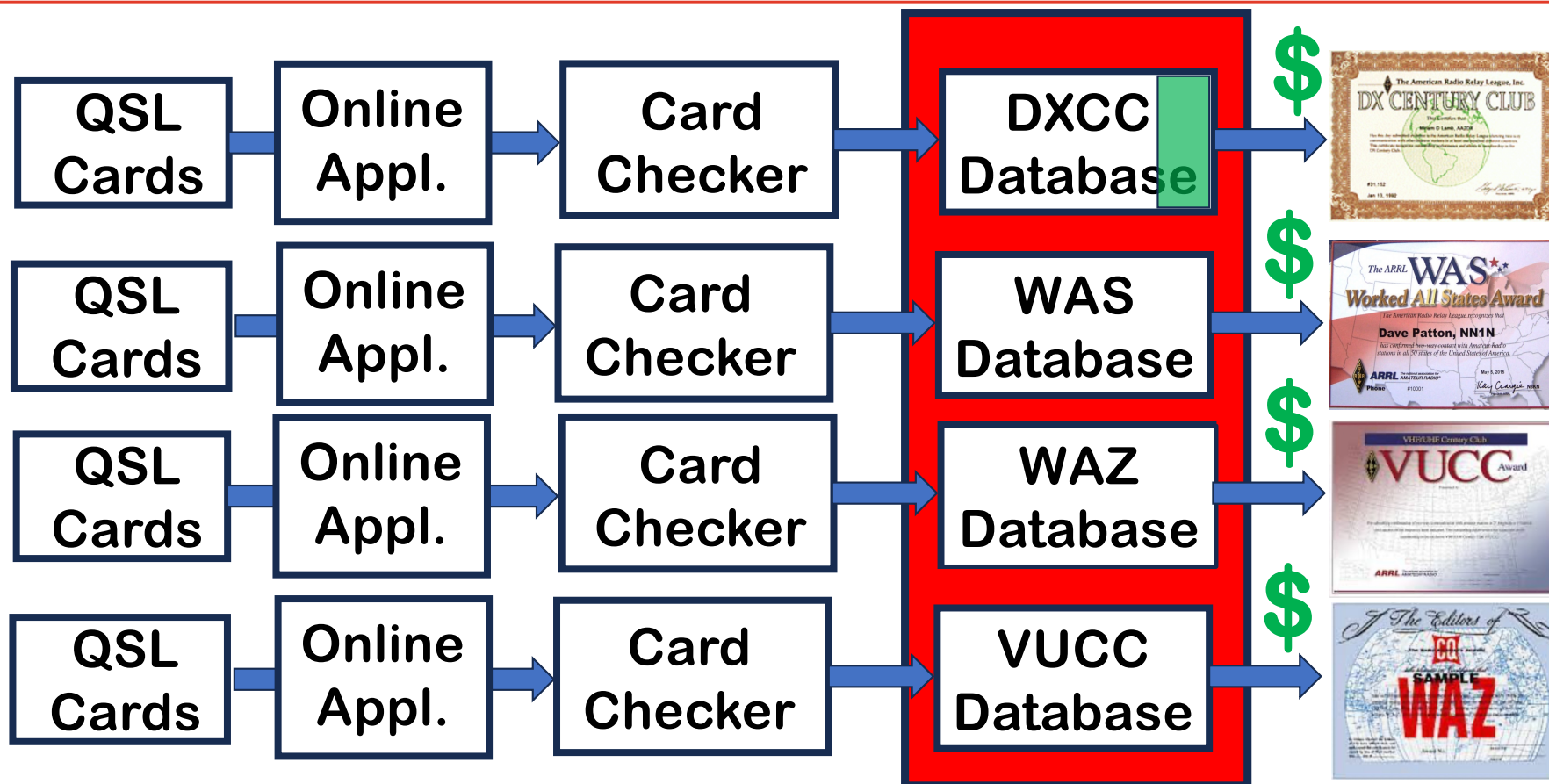
**ONE QUERY TOLD ME A
CONTACT WAS CONFIRMED,
THEN ANOTHER SAID IT
WASN'T**

**LOTW IS A
RIPOFF!**

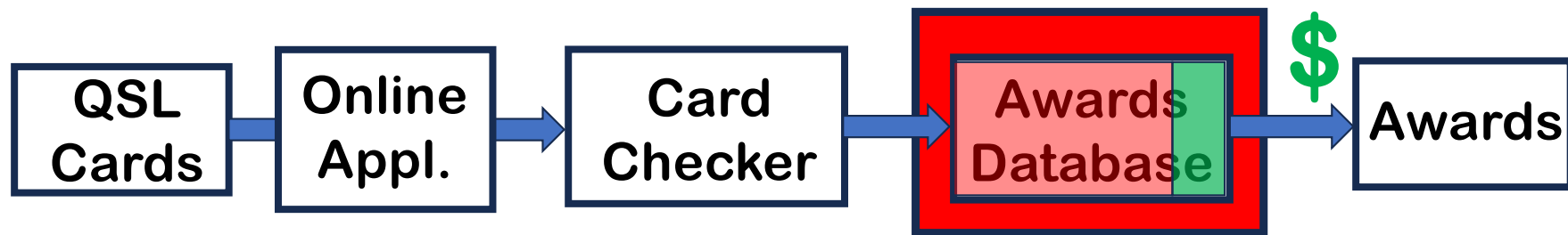
In The Beginning...



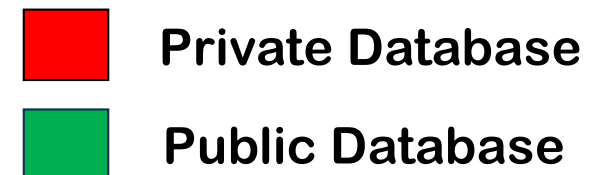
The Awards Database



The Awards Database




This system is still in use








**Getting an Award with Cards
Takes *Years* and Costs a *Lot***

The Awards Database



**ARRL**
The National Association for
Amateur Radio®

Hello George | Log Out
Username: K1IG
Your Favorite  
Edit your Favorites

Website Search
Keyword Category  
Call Sign / Name Search
Search Licensees 

HomeOn The AirLicensing,
Education &
TrainingMembershipRegulatory &
AdvocacyPublic
ServiceTechnologyGet InvolvedARRL StoreAbout ARRLNews &
Features

DXCC Standings

DXCC Rules

DXCC Awards Fees

DXCC Forms

Online DXCC Application

DXCC FAQ

DXCC Card Checker
Search

DXCC Card Checker
Master List

DXCC Applications
Received

DXCC Standings

e-QSL Policy

Operating Ethics

Country Lists & Prefixes

DXCC Challenge

Colvin Award Grants




DXCC Contacts



Badge Vendors

5 Band DXCC Application

The listings are made available as Adobe PDF files.

DXCC Award	Paper Size	Paper Size
10 Meters	US Letter	ISO A4
12 Meters	US Letter	ISO A4
15 Meters	US Letter	ISO A4
160 Meters	US Letter	ISO A4
17 Meters	US Letter	ISO A4
20 Meters	US Letter	ISO A4
23 Centimeters	US Letter	ISO A4
2 Meters	US Letter	ISO A4
30 Meters	US Letter	ISO A4
40 Meters	US Letter	ISO A4
6 Meters	US Letter	ISO A4
70 Centimeters	US Letter	ISO A4
80 Meters	US Letter	ISO A4
Challenge	US Letter	ISO A4
CW	US Letter	ISO A4
Honor Roll	US Letter	ISO A4
Mixed	US Letter	ISO A4
Phone	US Letter	ISO A4
RTTY/Digital	US Letter	ISO A4
Satellite	US Letter	ISO A4



High Quality Radios Keep You
Connected During Power
Outages and Emergencies



**Buckmaster
OCF Dipole
Antennas**
Built Like a Tank
Flies Like an Eagle
Talks to the World!


On The Air >> Awards >> DXCC >> DXCC StandingsBack to Top

The Awards Database



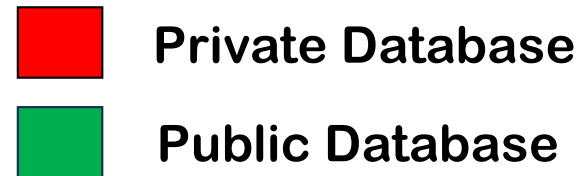
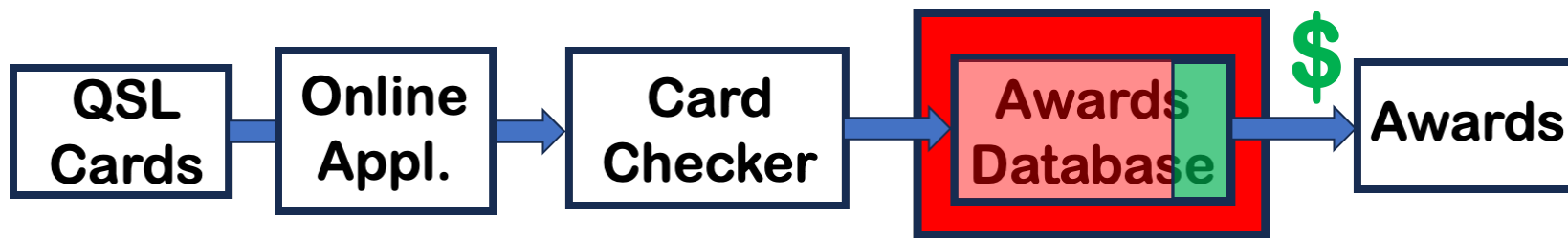
ARRL DXCC - Mixed

The ARRL DXCC is awarded to amateurs who submit confirmations for contacts with 100 or more entities on the ARRL DXCC List. As of 11 Nov 2025, there were 340 current entities on the list. The DXCC Honor Roll includes those who are within 9 entities of that figure for the Mixed, Phone, CW and Digital awards. The following listing of the DXCC membership contains the call signs and exact credited totals by endorsement level. Awards are NOT activated automatically; participants must apply to have a particular award (band, mode etc) activated when the qualifying number of credits is obtained. "Inactive" members (whose most recent DXCC application was before 1994-01-01 and who are not a current ARRL member) are shown in gray.

See the [ARRL DXCC FAQ](#) for details.

395 *4X4DK	386 *ES1AR *HB9PL *JA2JW *K2SHZ *NA0Y *ON4DM	*OK1MP* *W9KNI *WF5E	*JA1GC *K4MZU *K8FL *N7TT *OH2BC	376 DL1KB *F2BS *K4CIA *K4ISV *K4KC *K5YY *K8DYZ *K8EJ *N1XX *OH4NS *SM5BCO	*W9DC *WA6GFE
392 *SM3BIZ *W1JR *W4DR *W7GN	385 *DL7HU *GM3ITN *W4ZV	381 *HB9QR *I7ZPB *JA1BRK *JA9AA *K9SM *OK1ADM *ON4IZ	378 *DJ7ZG *DL7AV *K4FJ *K4XL *K6RN	374 *DL3OH DL9OH *JA1BN *JA1GV *JA2BL *JA3BG JA6AD *K0BLT	

The Awards Database

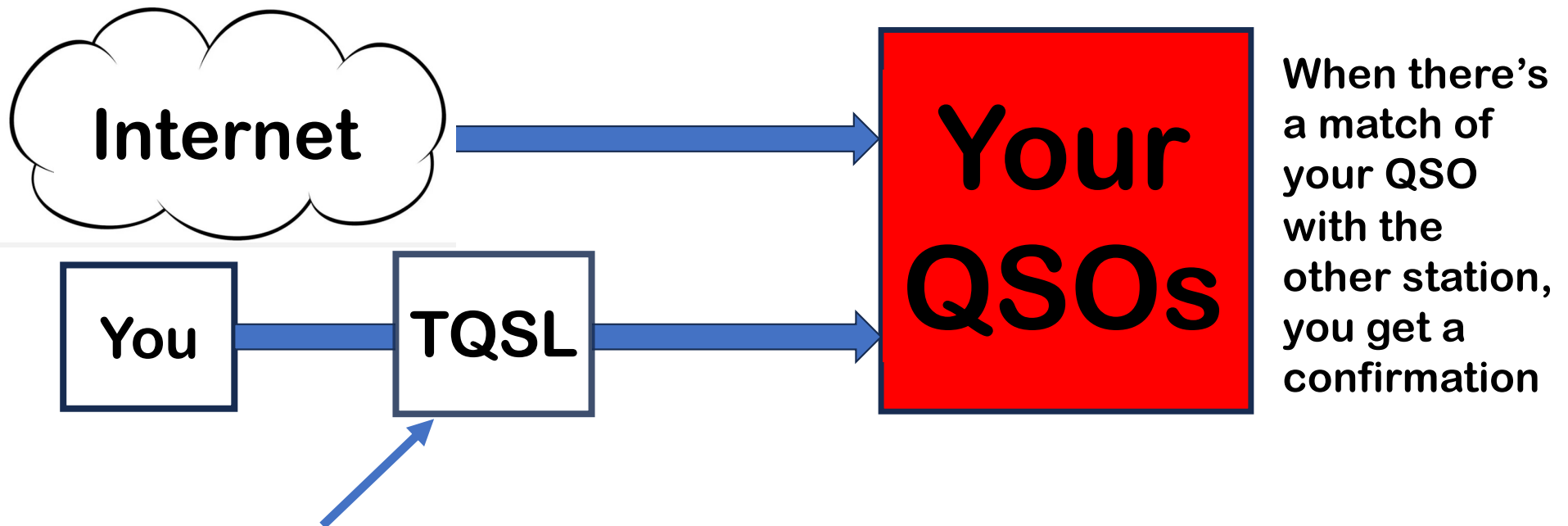


The “Your QSOs” Database



- The “internet thing”
- Create online database for awards and QSOs/QSLs
- Maintain integrity


The “Your QSOs” Database



The TQSL (Trusted QSL) application is your interface with the online QSL database and maintains the integrity of the system by authenticating your uploaded QSOs.

Trusted QSL (TQSL) Application PART of WESTFORD

- Interface to the “Your QSOs” database
- Free app on LoTW website
- Integrity. The app guarantees that only you can upload your contacts.
- “Private Key”
- The biggest cause of frustration



The screenshot shows the ARRL website interface. At the top, there's a navigation bar with the ARRL logo and the text "The National Association for Amateur Radio". To the right of the logo, there's a user greeting "Hello George | Log Out" and a login section with "Username: K1IG" and a "GO" button. Further right is a "Website Search" section with a "Keyword" input field, a "Category" dropdown, and a "GO" button. Below the navigation bar is a horizontal menu with links: Home, On The Air, Licensing, Education & Training, Membership, Regulatory & Advocacy, Public Service, Technology, Get Involved, ARRL Store, About ARRL, and News & Features.

The main content area is titled "TQSL Download". On the left, there's a sidebar with links: LoTW Help, Quick Start, Developer, Convention, Logbook Queue Status, and TQSL Download (which is highlighted). Below the sidebar is a "Join ARRL" button. The main content area has a "TQSL Download" section with the text "Download TQSL software here". To the right of this text is a large image featuring "THE ARRL LOGBOOK OF THE WORLD" and "YAESU The radio PRINCIPAL SPONSOR of the LoTW Website". Below the image, there's a section titled "Download and Install TQSL 2.8.2" with the text "The latest version of TQSL (version 2.8.2) can be downloaded here." and a link to "Release Notes for TQSL v2.8.2". Below this, it says "TQSL is available for MS Windows (PC), Mac OS (Apple) and Linux operating systems." and "You do not have to uninstall older versions of TQSL."

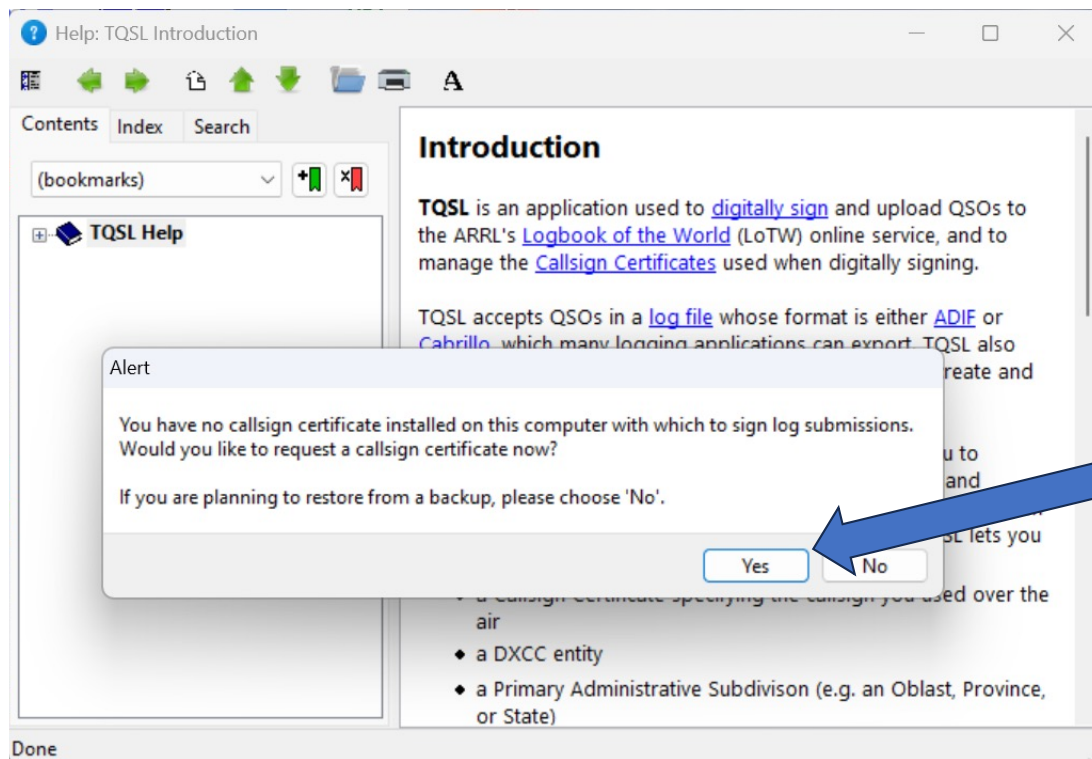
On the right side of the main content area, there's an advertisement for "CSN Technologies S.A.T. Satellite Antenna Tracker" and another advertisement for "Carlson Roof Towers" with the text "And we make strong, versatile antenna support structures to help you do exactly that!" and "4-ft, 6-ft, and two 8-ft roof towers".

TQSL Installation Process



1. Download TQSL app and install it on your computer
2. Use TQSL to request a digital certificate
3. You'll get a postcard from ARRL with instructions and a validation code
4. Follow the instructions to go to a special website and use your validation code
5. You will receive an email with your username and password and call sign certificate
6. Use TQSL to load your call sign certificate

TQSL Installation Process



When you bring up TQSL for the first time you'll get this screen to request a callsign certificate.

Click "Yes" to start the process

TQSL Installation Process



Request a new Callsign Certificate

Call sign:

DXCC entity: ☐ Show All Entities

Date of the first QSO you made or will make using this callsign:

Y M D

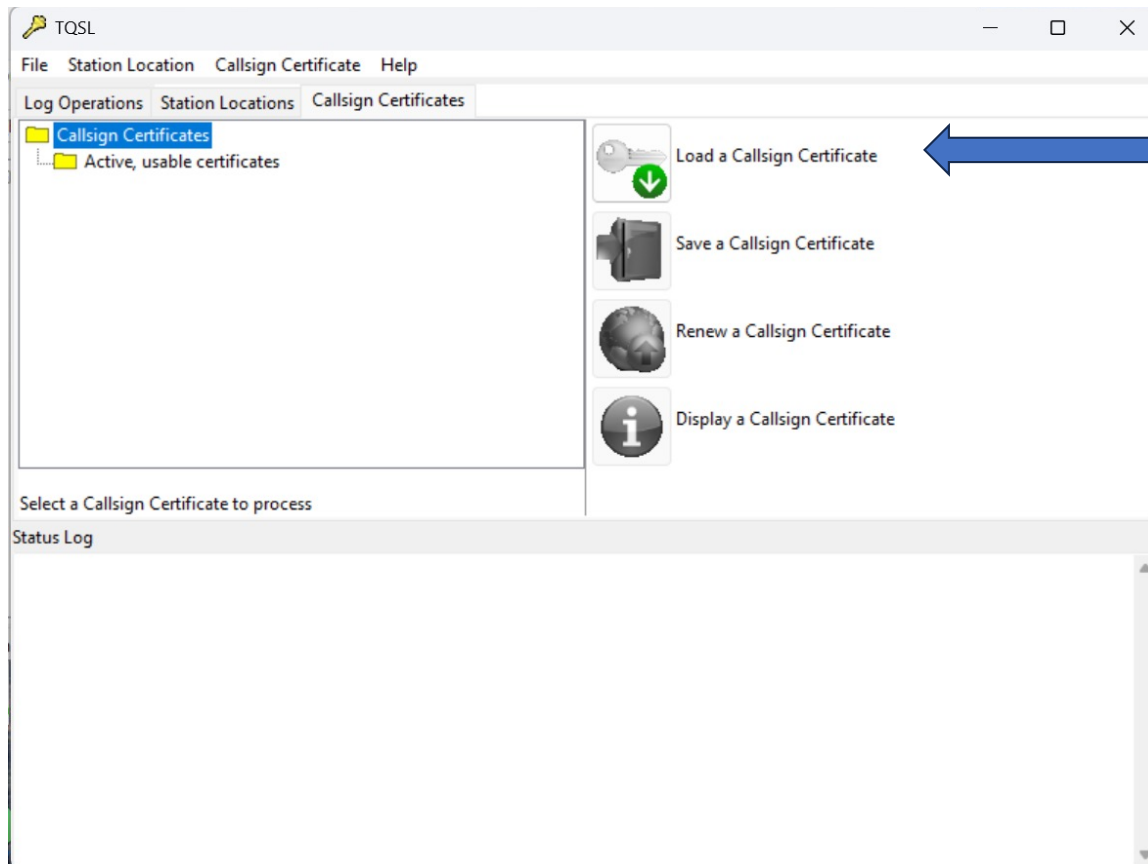
Date of the last QSO you made or will make using this callsign:
(Leave this date blank if this is still your valid callsign.)

Y M D

QSO begin date: You must choose proper values for Year, Month and Day.

- Fill in your station data on this and subsequent screens
- On the final screen hit “Submit”
- A few days later you’ll get a postcard from ARRL. Follow the instructions on the postcard.

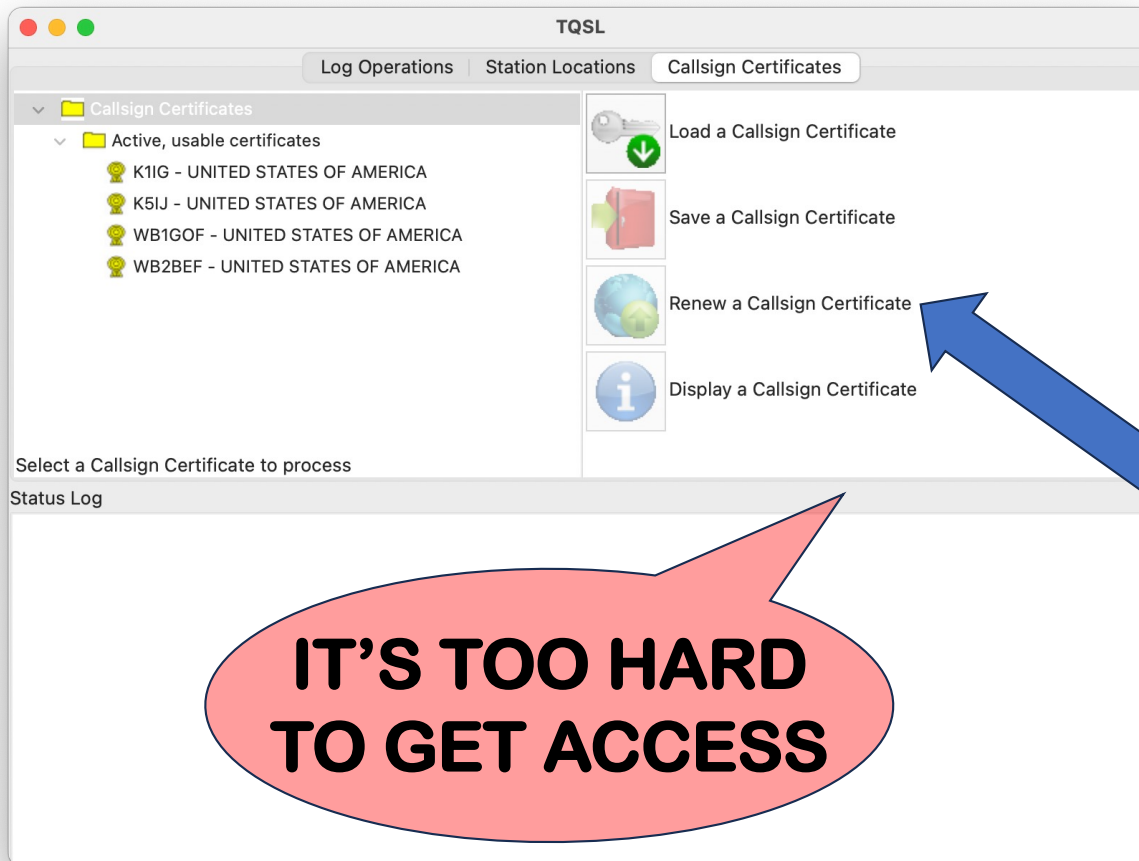
TQSL Installation Process



When you get your certificate in an email, use TQSL to load it onto your computer.

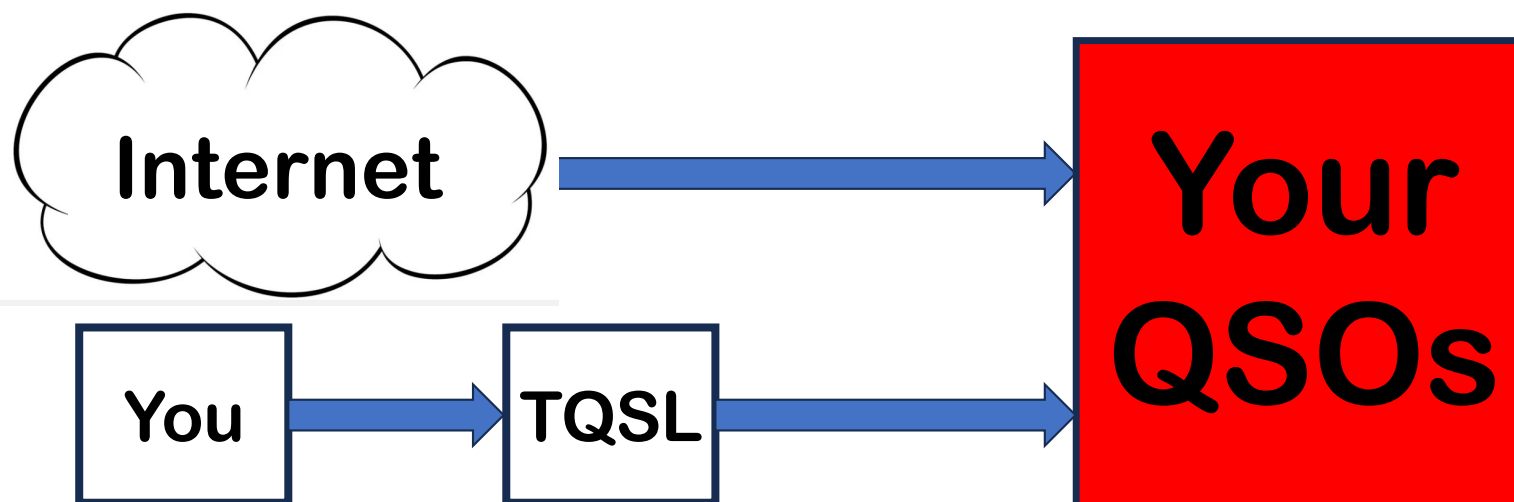
This MUST BE the same computer you used to request the certificate!

TQSL Installation Process



- Each certificate is good for three years
- You'll get a notification from ARRL when a certificate is about to expire
- To renew, click on "Renew a Callsign Certificate"
- You'll get an email with a new certificate. Load it.

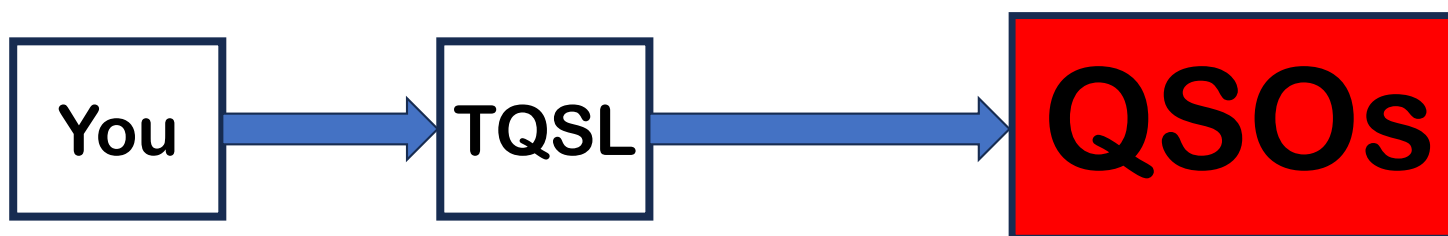
Loading QSOs



Three Ways:

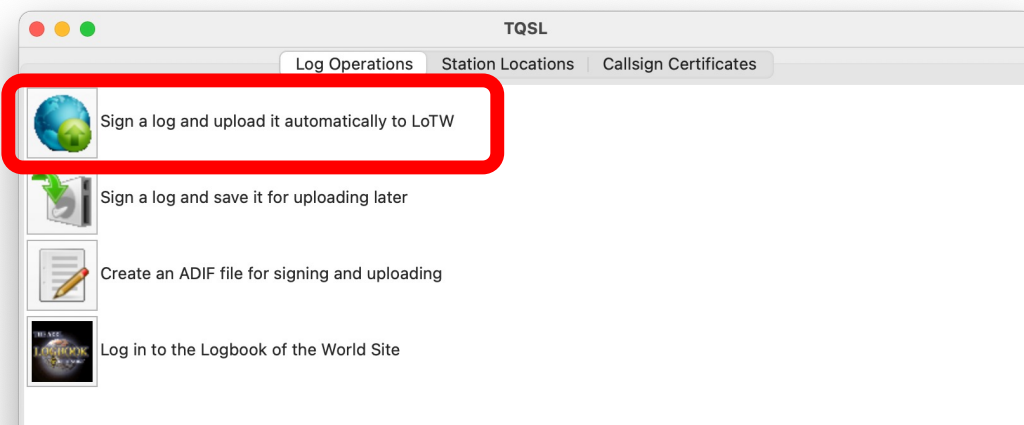
1. The hard way
2. The very hard way
3. The easy way

Loading QSOs – Hard

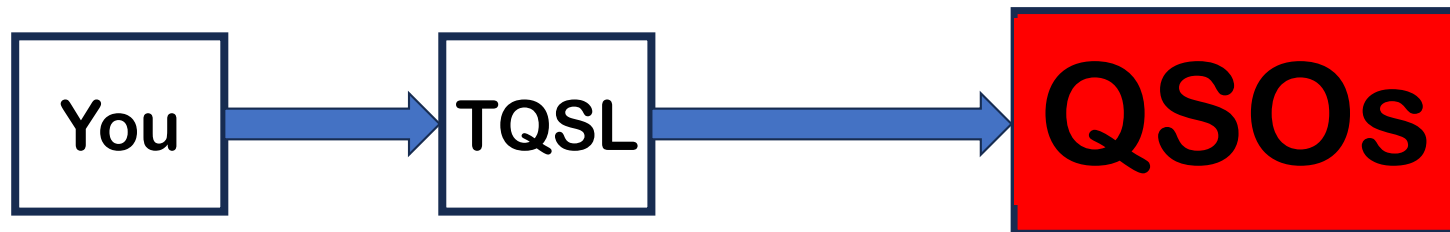


The Hard Way:

1. Create an ADI file from your logger. Bring up TQSL
2. Click “Sign a log...”
3. Upload to LoTW
4. You can also upload an ADI file on the LoTW website

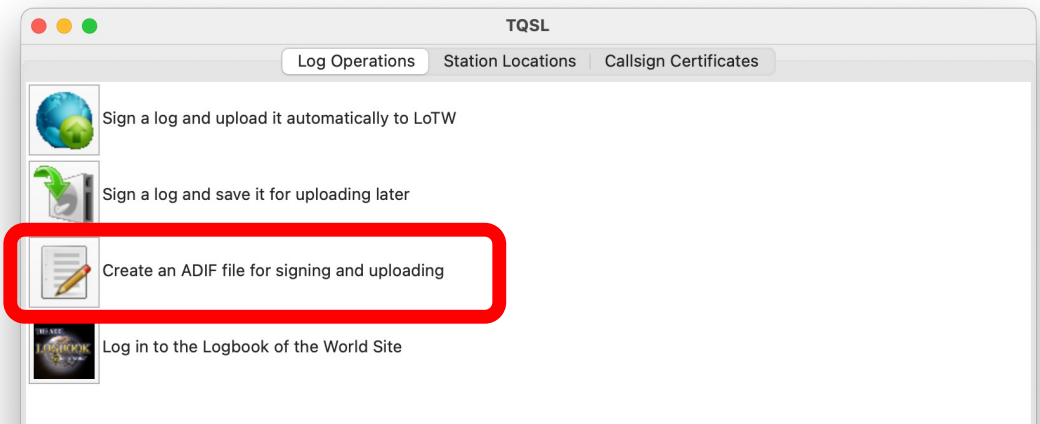


Loading QSOs – Very Hard

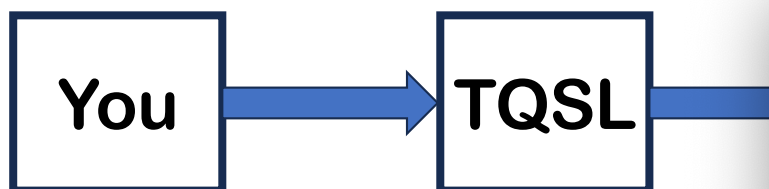


The Very Hard Way:

1. Click “Create an ADIF file...”



Loading QSOs – Very Hard



The Very Hard Way:

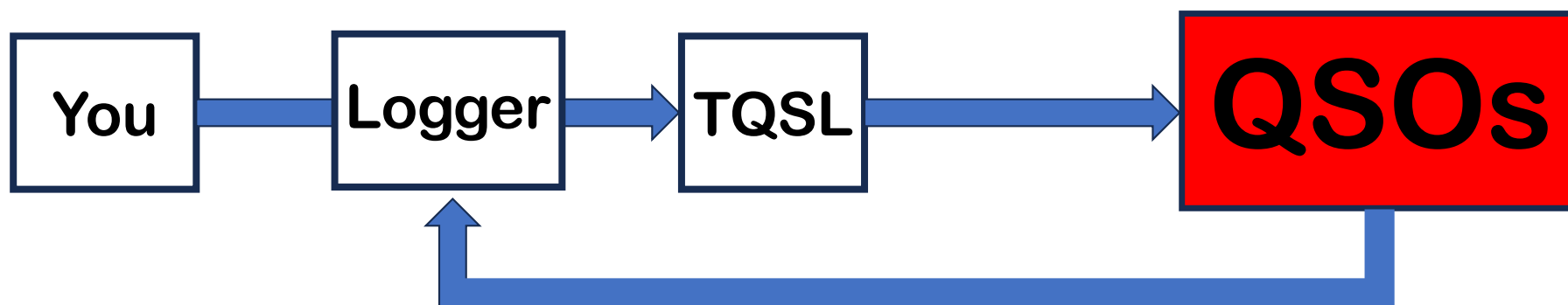
1. Click “Create an ADIF file...”
2. Manually enter QSO data
3. Hit “OK”

The screenshot shows a 'QSO Data' dialog box with the following fields and controls:

- Call Sign:
- UTC Date (YYYY-MM-DD):
- UTC Time (HHMM):
- Mode:
- Band:
- RX Band:
- Frequency (MHz):
- RX Frequency (MHz):
- Propagation Mode:
- Satellite:

Below the fields is a section titled 'One QSO Record' with navigation buttons (left, right, first, last) and a page indicator '1'. At the bottom of this section are 'Add QSO' and 'Delete' buttons. At the very bottom of the dialog are 'Help', 'Cancel', and 'OK' buttons.

Loading QSOs – Easy

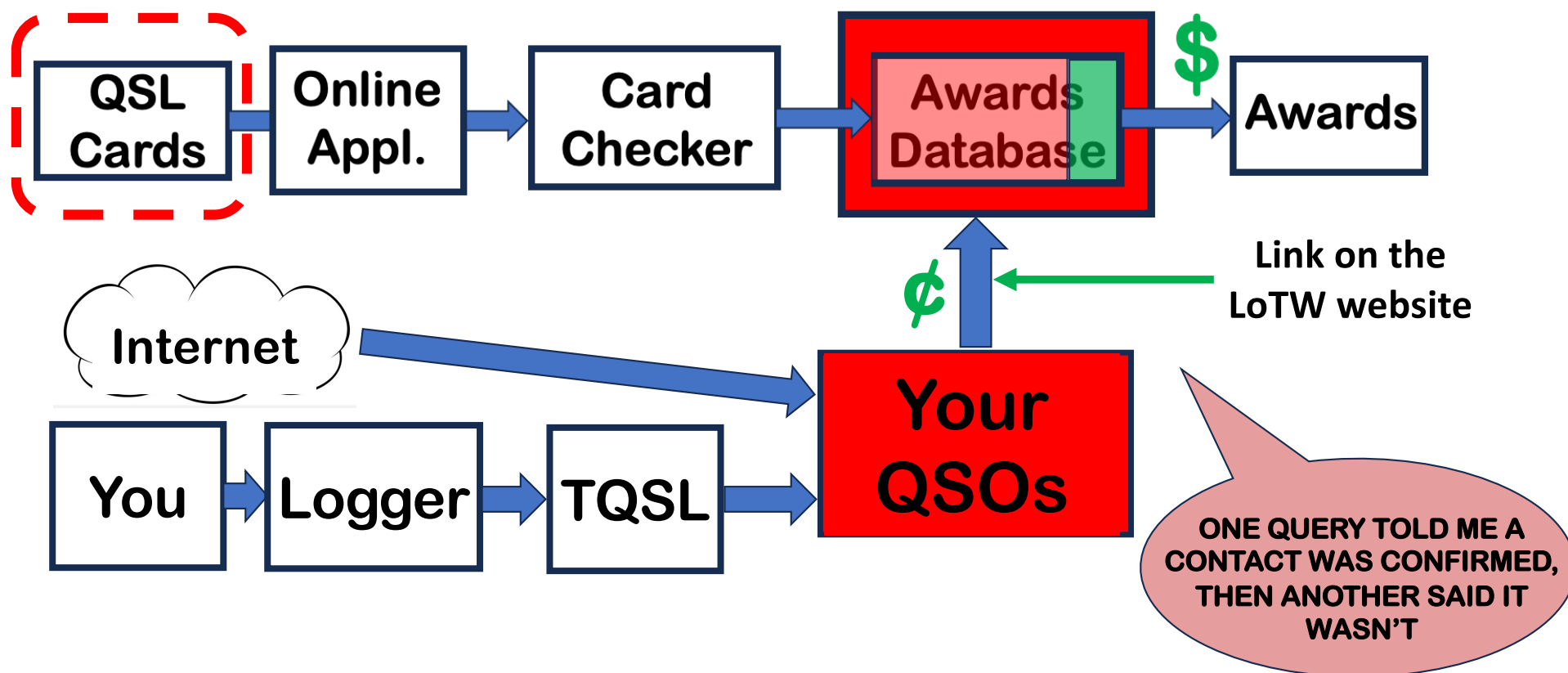


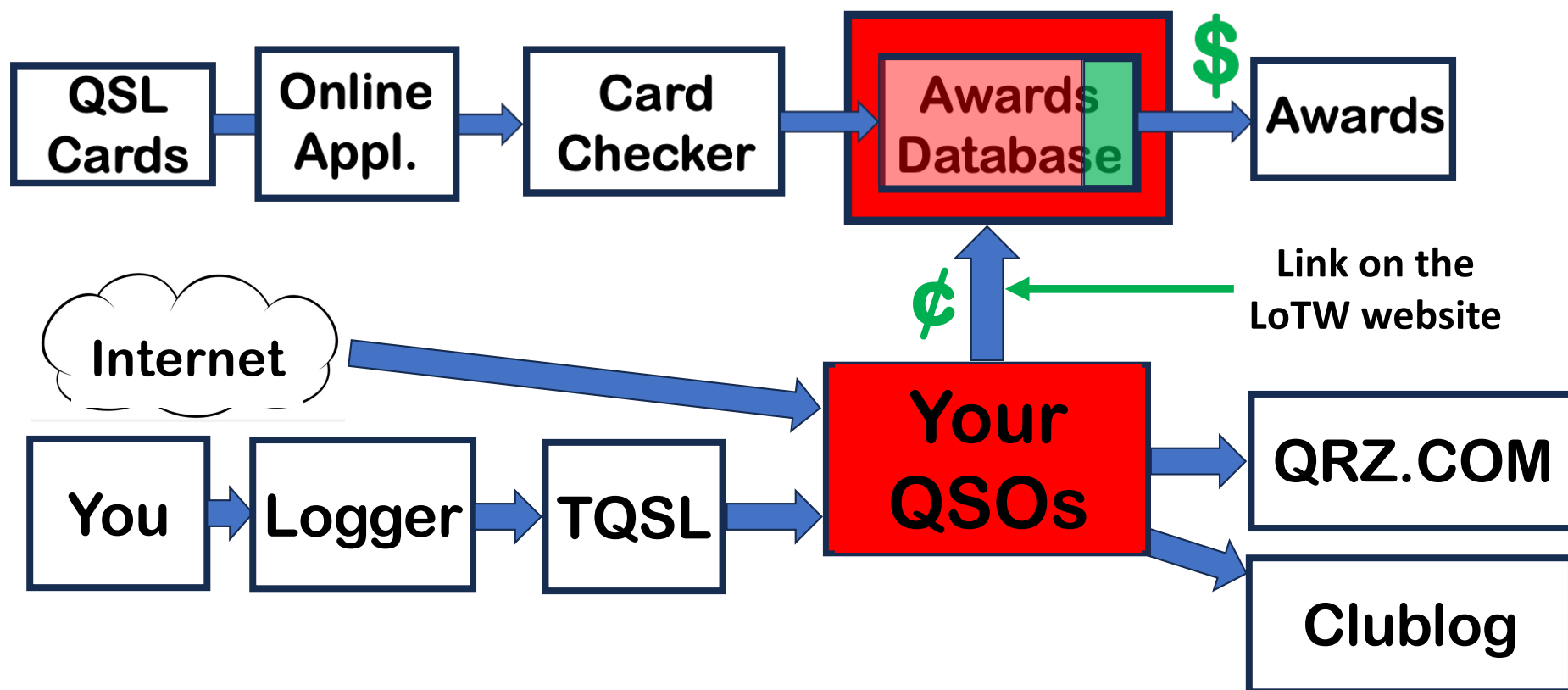
The Easy Way:

1. Let your logging program do it
2. Log4OM, Skookum Logger, Grid Tracker...

**LOADING QSOs
IS A PAIN**

Link the Databases





QRZ.COM



A screenshot of a user profile on QRZ.COM for K1IG (George B Allison). The profile includes a search bar at the top, a navigation menu with links like Database, News, Forums, Store, Swapmeet, Resources, Contact, Edit, and K1IG. The main content area shows the user's call sign K1IG, a US flag, address (157 Westview Drive, Westford, MA 01886), QSL preference (LoTW or Direct), email instruction, XML subscriber status, and a lookup count of 43039. To the right of the profile is a grid of award patches including 12 Days of QRZ, Master of Asia, QRZ/30, Master of Africa, Master of North America, Master of South America, World Radio Friendship, United States Counties, 50, and GRID. A blue arrow points from the text "QRZ.COM can accept contacts and confirmations from LoTW for awards" to the award patches.

QRZ.COM can accept contacts and confirmations from LoTW for awards

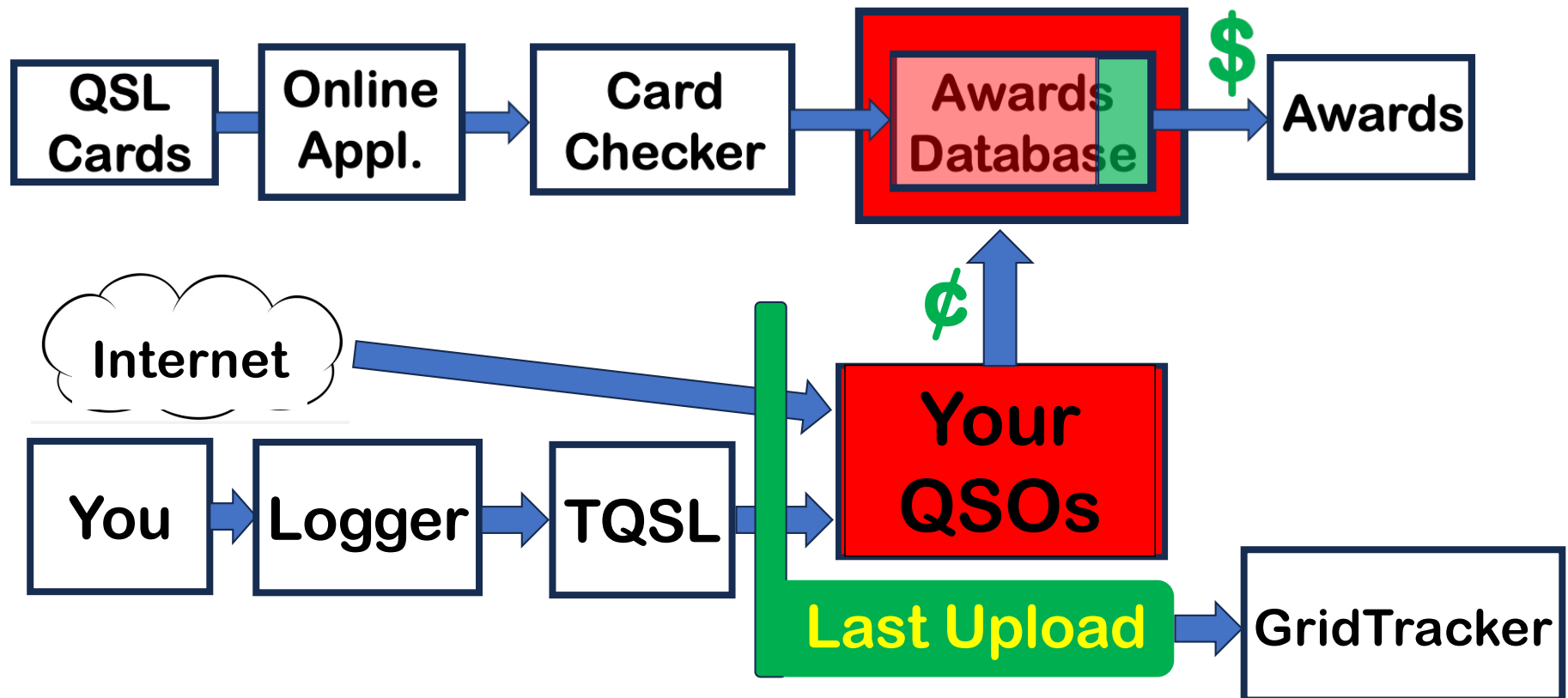
Logbook of the World Import/Export

A screenshot of the "Logbook of the World Import/Export" interface. It features two main buttons: "Import" and "Export". The "Import" button is accompanied by the text "Retrieve records and confirmations from your Logbook of the World account." The "Export" button is accompanied by the text "Sign and submit records from your QRZ Logbook to Logbook of the world for processing." Below the "Export" button, a red banner contains the message: "LoTW integration has not been setup for this logbook - Check out our [LoTW Certificate Import Quick Start Guide](#)". A blue arrow points from the text "QRZ.COM can upload contacts, but NOT confirmations" to the "Export" button.

Logbook – Settings

Click here to import from LoTW

QRZ.COM can upload contacts, but NOT confirmations



GridTracker Interface



✓
Uses
LoTW

?
Outside
Window

Non
User

Call Roster: 57 in roster • 1 wanted

RECEIVE Halt TX **Settings** Wanted

Logbook **Live Band, Mix Modes** ☐ Callsign ☐ OAMS ☐ Continent ☐ Only Wanted ☐ Not My DXCC

Hunting **New+Unconfirmed** ☐ Grid ☐ CQz ☐ ITUz ☐ CQ Only ☐ Only My DXCC

☒ DXCC ☐ Marathon ☒ State ☐ New Calls ☐ Uses eQSL

☐ WPX ☐ County ☐ Has Grid **Fewer Controls**

Callsign	LoTW	Calling	DXCC ▲	State	dB	Freq	Age	Dist (mi)	CQz
ON4AOI	✓	CQ	Belgium		1	1375	28s	3486	14
E75AA	✓	CQ	Bosnia-Herzegovina		-15	2507	27s	4282	15
VO1IV	?	CQ	Canada	NL	-1	773	28s	961	05
9A5CC	✓	CQ	Croatia		-13	466	42s	4237	15
G4IYY	✓	RR73	England		0	1084	28s		14
G4YLJ	✓	CQ	England		-10	1209	25s	3123	14
M0LRY	✓	N3YPL	England		-7	280	13s	3142	14
2E0TZW	✓	CT1FIU	England		-16	2143	12s	3123	14
M9INN	✓	RA3Y	England		-8	1775	27s	3123	14
G3YQA	✓	CQ	England		-16	914	12s	3202	14
G1MHU	✓	A91OMA	England		-16	1862	10s	3202	14
F4VTR	✓	N8HRZ	France		-21	2296	9s	3654	14
F8AEJ	✓	CQ	France		-8	2488	13s	3398	14
DJ6OI	✓	RR73	Germany		-2	496	27s		14
DK5IR	✓	OS4K	Germany		-17	1894	9s		14
DL5AA	✓	EB3JT	Germany		-3	1440	13s		14
DL9UXF	✓	UNKNOWN	Germany		-17	1694	25s	3876	14
EI3CTB	✓	EA5FVY	Ireland		-18	2926	25s	2964	14

GridTracker Interface



Uses
LoTW

?

Outside
Window

Non
User

Call Roster: 116 heard • 96 in roster • 1 wanted

RECEIVE Halt TX Settings

Logbook Live Band, Mix Mode

Hunting New+Unconfirmed

General Watcher Exceptions Ignores

Min dB -25 Max DT 0.9 Min Freq 0

Max Freq 3500

Uses LoTW 3m

Not My DXCC Only My DXCC Uses eQSL

Callsign	LoTW	Age	Dist (mi)	CQz
ON4AOI	✓	7s	3486	14
ON5PVD	✓	3s	3512	14
E75AA	✓	3s	4282	15
E75W	✓	17s	4320	15
LZ1ZF	?	3m 2s	4607	20
VO1IV	?	7s	961	05
9A5CC	✓	1m 52s	4237	15
G4IIV	✓	7s		14
G4YLJ	?	3s	3123	14
M0LRY	✓	52s	3142	14
2E0TZW		2m 34s	3123	14
M9INN	✓	2m 36s	3123	14
G1MHU	✓	17s	3202	14
M0LJB	✓	49s	3123	14
M3AUB	✓	3s	3123	14

If You Don't Have an LoTW Checkmark, You May Not Get Contacts!

LoTW Website



The ARRL
LoTW[®]
THE WORLD[®]

Your QSOs Database

Awards Database

Last Upload Database

Today is Wed, 12 Nov 2025 UTC
You are **K1IG**
[Log Off](#)

LoTW[®]

You have **34,353** QSO records
You have **17,385** QSL records

[Home](#) [Your QSOs](#) [Awards](#) [Find Call](#) [Upload File](#) [Your Account](#) [Help](#)

Search Help:

Choice of the World's top DX'ersSM **Yaesu | LoTW[®] Principal Sponsor**

Welcome to Your Logbook of The World User Account Home Page

About Logbook of The World

- [About](#)
- [Mission and Objectives](#)
- [Getting Started](#)
- [Submitting QSOs](#)
- [Viewing Confirmations](#)
- [Obtaining Award Credit](#)
- [Renewing Callsign Certificates](#)
- [Frequently Asked Questions \(FAQ\)](#)
- [Troubleshooting](#)
- [Getting Help](#)

IC-705

TQSL Status

Current Trusted QSL software: *TQSL v2.8.2*
([Download](#))

Logbook of The World Status

2,172,447,795	QSO records have been entered into the system.
508,863,963	QSL records have resulted.
203,685	Users are registered in the system
290,004	Certificates are active

IC-705

Your QSOs Database



Enter a callsign
and hit Submit

Select QSOs to List

Call sign worked: May use wildcards (? and *)

Your call sign: - Any -

Starting Date: YYYY-MM-DD Time: HHMM

Ending Date: YYYY-MM-DD Time: HHMM

Mode: - Any - Band: - Any -

☐ Show confirmed QSOs only

DXCC Entity: - Any -

Sort by QSO Date Descending

Award Account

- None -

Submit Query Form

Common Queries

Hit QSOs or
QSLs by itself
to see all
recent QSOs
or QSLs

Enter an entity
and hit Submit

Your QSOs Database



[New Query](#)

3 Records Shown (1-3) (0.009431 seconds elapsed)

	Call sign	Worked	Date/Time	Band	Mode	Freq	QSL
Details	K1IG	VP2ECV	2025-02-17 03:07:15	40M	FT8	7.07473	ANGUILLA
Details	K1IG	VP2EIH	2021-10-10 21:01:43	12M	SSB	24.94199	ANGUILLA
Details	K1IG	VP2EIM	2014-11-26 20:29:15	15M	CW	21.00511	ANGUILLA

Most recent QSO record received 2025-11-12 14:00:04Z

These queries
will not show
QSL card
confirmations!

Select QSOs to List		Submit Query Form	
Call sign worked:	<input type="text"/>	<input type="button" value="Submit"/>	
Your call sign:	- Any - <input type="button" value="v"/>	Common Queries	
Starting Date:	<input type="text"/>	<input type="button" value="Most Recent QSLs"/>	
	YYYY-MM-DD	<input type="button" value="Most Recent QSOs"/>	
Time:	<input type="text"/>		
	HHMM		
Ending Date:	<input type="text"/>		
	YYYY-MM-DD		
Time:	<input type="text"/>		
	HHMM		
Mode:	- Any - <input type="button" value="v"/>		
Band:	- Any - <input type="button" value="v"/>		
<input checked="" type="checkbox"/> Show confirmed QSOs only			
DXCC Entity:	ANGUILLA <input type="button" value="v"/>		
Sort by	Call sign <input type="button" value="v"/>	<input checked="" type="checkbox"/> Descending	
<input type="button" value="Clear Form"/>			
Award Account			
- None - <input type="button" value="v"/>			

Awards Database



Each award
can be viewed



Home Your QSOs **Awards** Find Call Upload File Your Account Help

Choice of the World's top DX'ersSM Yaesu | LoTW[®] Principal Sponsor

Logbook Awards

Your LoTW ARRL DXCC (DX Century Club) Account(s)

For an overview of LoTW DXCC support, see [Applying for DXCC Credits with Logbook of the World](#).

K1IG - UNITED STATES OF AMERICA
Select DXCC Award Account

Your LoTW ARRL WAS (Worked All States) Account(s)

K1IG
Select WAS Award Account
Create New WAS Award Account

Your LoTW ARRL VUCC (VHF/UHF Century Club) Account(s)

K1IG
Select VUCC Award Account
Create New VUCC Award Account

Your LoTW CQ WPX Awards Account(s)

K1IG - UNITED STATES OF AMERICA
Select CQ WPX Award Account

Your LoTW CQ WAZ Awards Account(s)

K1IG - UNITED STATES OF AMERICA
Select CQ WAZ Award Account

About Award Accounts

Award accounts are created either automatically as needed or when you create them, depending on the awards program:

- [DXCC](#) – Accounts created automatically
- [WAS](#) – Accounts created by you
- [VUCC](#) – Accounts created by you
- [CQ WPX](#) – Accounts created automatically

automatically created award accounts, when one of your QSOs gets matched (QSLed), a new award account is created if there is not an existing account that can be used.

DXCC Accounts

For DXCC, an account is created for each unique combination of call sign and DXCC Entity. For example, suppose W1AW had uploaded QSOs signed using certificates bearing these call signs and DXCC Entities:

- W1AW (USA)
- 1AW (USA) — old call
- W1HQ (USA) — club call
- W1AW/0 (USA) — portable operation
- VE3/W1AW (Canada) — expedition

As matching QSO records (QSLs) were uploaded from other stations, a DXCC award account would be created for each of these cases.

If you have more than one call sign in the same DXCC Entity, you can merge the accounts to make them one. For example, W1AW would probably choose to merge the W1AW (USA), 1AW (USA) and W1AW/0 (USA) accounts into one

Awards Database



Confirmed, but not
awarded (unpaid)

Paid and
processing

Click on any award
to see all your
confirmed entities

Account Status					
DXCC Award	New LoTW QSLs	LoTW QSLs in Process	DXCC Credits Awarded	Total (All)	Total (Current)
Mixed *	0		221	221	220
CW *	0		185	185	185
Phone *	0	0	156	156	155
Digital *	1	0	184	185	185
160M	0	0	1	1	1
80M	0	0	33	33	33
40M *	0	0	119	119	119
30M	1	0	86	87	87
20M *	0	0	174	174	174
17M *	1	0	152	153	153
15M *	0	0	179	179	178
12M *	0	0	151	151	151
10M *	0	0	150	150	150
6M	0	0	2	2	2
2M	0	0	1	1	1
Challenge *	2	0	1046	---	1048
Trident *	---	---	---	---	---

* = Award has been issued

Awarded, including
QSL cards. This
number is shown in
“DXCC Standings”

Awarded plus New
LoTW QSLs

Current entities
awarded plus not
awarded

Getting Credit



Hit “Application”



Award Account Menu

Account Status

Account Credits

Modify Account

Application

Application History

DXCC QSL Download

Your Logbook DXCC Account (K1IG - UNITED STATES OF AMERICA)

Account Status

DXCC Award	New LoTW QSLs	LoTW QSLs in Process	DXCC Credits Awarded	Total (All)	Total (Current)
Mixed *	0	0	221	221	220
CW *	0	0	185	185	185
Phone *	0	0	156	156	155
Digital *	1	0	184	185	185
160M	0	0	1	1	1
80M	0	0	33	33	33
40M *	0	0	119	119	119
30M	1	0	86	87	87
20M *	0	0	174	174	174
17M *	1	0	152	153	153
15M *	0	0	179	179	178
12M *	0	0	151	151	151
10M *	0	0	150	150	150
6M	0	0	2	2	2
2M	0	0	1	1	1
Challenge *	2	0	1046	---	1048
Trident *	---	---	---	---	---

* = Award has been issued

[View Award Credit Matrix](#)

This account includes credits for the following:

K1IG - UNITED STATES OF AMERICA
K5IJ - UNITED STATES OF AMERICA
This account is linked with DXCC record:
George Allison, K1IG

Notes

- Click on the **Awards** item in the menu at the top of the page to select a different LoTW award account.
- You can click on the links in the Account Status table to view the credit list for an individual award.
- When you are ready to apply your LoTW credits to your DXCC record, use [Application](#)
- To view the present and past applications you have submitted, use [Application History](#).
- For an ADIF download with the details of all QSLs in your DXCC record use [DXCC QSL Download](#).

Getting Credit



Award Account Menu

- Account Status
- Account Credits
- Modify Account
- Application**
- Application History
- Link Account

Your Logbook DXCC Account (K1IG - UNITED STATES OF AMERICA)

DXCC Award Application -- Part 1

Use this form to apply for a new DXCC award or an endorsement.

Entity	QSO	Check all Clear all	Awards			
			Digital*	30M	17M*	Challenge*
ECUADOR	HC2FJ	<input type="checkbox"/>		X		X
GALAPAGOS ISLANDS	HD8G	<input type="checkbox"/>	X		X	X

* Award has been issued -- credits will be used for endorsement

**LOTW IS A
RIPOFF!**

**Check the QSOs you want and hit
"Continue," then follow the instructions.
QSL credits are 12¢ each.**

Last Upload Database



Fill in a call and hit
“Look for call sign”



Home Your QSOs Awards **Find Call** Upload File Your Account Help

Choice of the World's top DX'ersSM Yaesu | LoTW[®] Principa

Logbook Call Sign Activity

Here you can query *Logbook* to find out the last time log data was uploaded for a particular call sign.

← Date and Time Only

(Note: The date shown is when the log was sent to *Logbook*, not necessarily the date the QSO took place.)

Instructions

Enter the call sign of the station you worked to see if log data has been uploaded since you worked the station. If it has, it doesn't guarantee that the part of that station's log that contains your QSO has been entered, but it's likely.

Note that as elsewhere in *Logbook*, call signs with portable identifiers are distinct. That is, KE3Z, KE3Z/7 and F/KE3Z are each treated as separate call signs. You must enter the one you are looking for. Entering KE3Z will not find KE3Z/7 or F/KE3Z log information.

Why can't I just see if I'm in the other station's log?

As a security measure, you cannot see the other station's log entry unless you provide a matching log record.

Things to Know



- If your certificate expires, consult the Help files
- You can have several callsign certificates active at the same time
- You can install your certificate(s) on multiple computers
- If you change your location (move, POTA...) update your grid square in TQSL
- The only sure way to know if someone is using LoTW is to check the Find Callsign tab on LoTW

Why Bother?



**I'M NOT A DXER.
WHY BOTHER?**



- Someday you may want to hunt awards
- The other station may need your gridsquare/ state/country via LoTW
- “The final courtesy of a QSO”